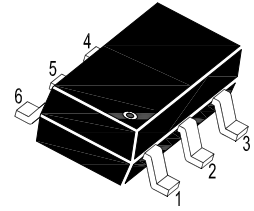
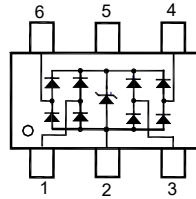


# ESDLC0544D

## 4-Channel ESD Protection Diodes

### Features

- Low clamping voltage
- Low capacitance



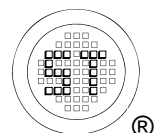
1. I/O1 2. GND 3. I/O2  
4. I/O3 5. NC 6. I/O4  
SOT-26 Plastic package

### Absolute Maximum Ratings ( $T_a = 25^\circ\text{C}$ )

Parameter	Symbol	Value	Unit
Peak Pulse Current ( $t_p = 8/20 \mu\text{s}$ )	$I_{PP}$	5	A
Peak Pulse Power ( $t_p = 8/20 \mu\text{s}$ )	$P_{PK}$	75	W
IEC61000-4-2 (ESD) Air Contact	$V_{ESD}$	$\pm 18$ $\pm 12$	KV
Operation Temperature Range	$T_j$	- 55 to + 125	$^\circ\text{C}$
Storage Temperature Range	$T_{stg}$	- 55 to + 150	$^\circ\text{C}$

### Characteristics at $T_a = 25^\circ\text{C}$

Parameter	Symbol	Min.	Max.	Unit
Reverse Stand-Off Voltage at Pin 1, 3, 4 or 6 to GND	$V_{RWM}$	-	5	V
Reverse Breakdown Voltage at $I_t = 1 \text{ mA}$ , Pin 1, 3, 4 or 6 to GND	$V_{(BR)R}$	6.5	11	V
Reverse Current at $V_{RWM} = 5 \text{ V}$ , Pin 1, 3, 4 or 6 to GND	$I_R$	-	0.1	$\mu\text{A}$
Clamping Voltage at $I_{PP} = 1 \text{ A}$ , $t_p = 8/20 \mu\text{s}$ , Pin 1, 3, 4 or 6 Pin to Pin GND	$V_C$	-	12	V
Clamping Voltage at $I_{PP} = 5 \text{ A}$ , $t_p = 8/20 \mu\text{s}$ , Pin 1, 3, 4 or 6 Pin to Pin GND	$V_C$	-	15	V
Junction Capacitance at $V_R = 0 \text{ V}$ , $f = 1 \text{ MHz}$ , Pin 1, 3, 4 or 6 I/O Pin to Pin GND at $V_R = 0 \text{ V}$ , $f = 1 \text{ MHz}$ , Between I/O Pins	$C_j$	-	0.8 0.4	pF



# ESDLC0544D

## Electrical characteristic curves

Fig 1. Pulse Waveform

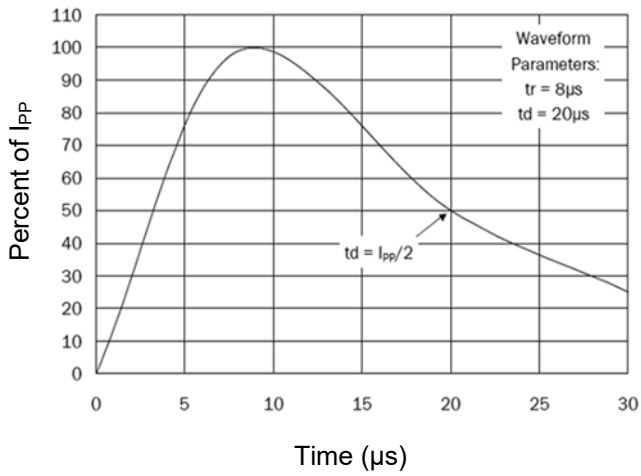


Fig 2. Power Derating Curve

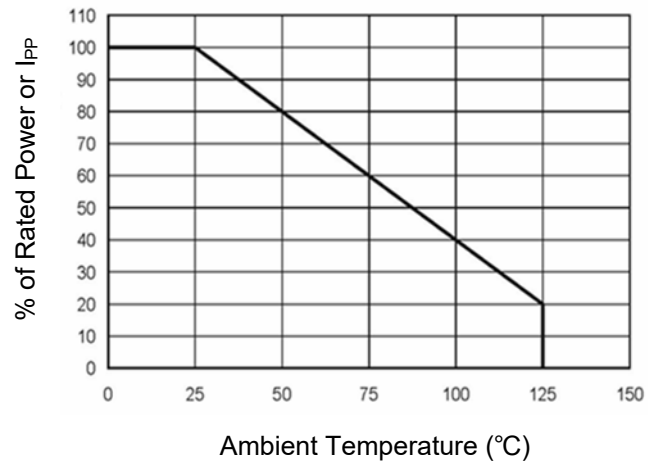


Fig 3. Clamping Voltage Curve

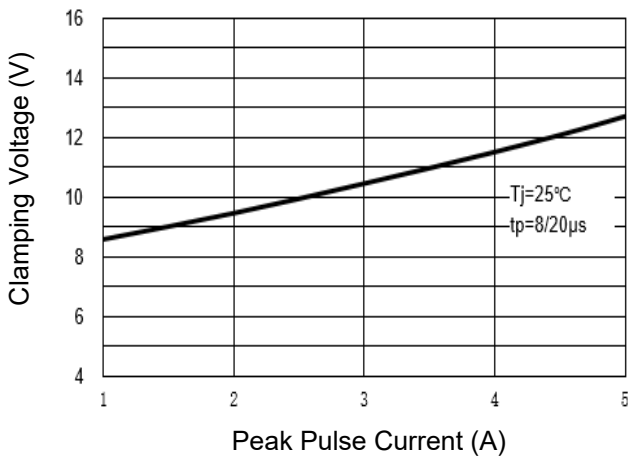


Fig 4. Junction Capacitance

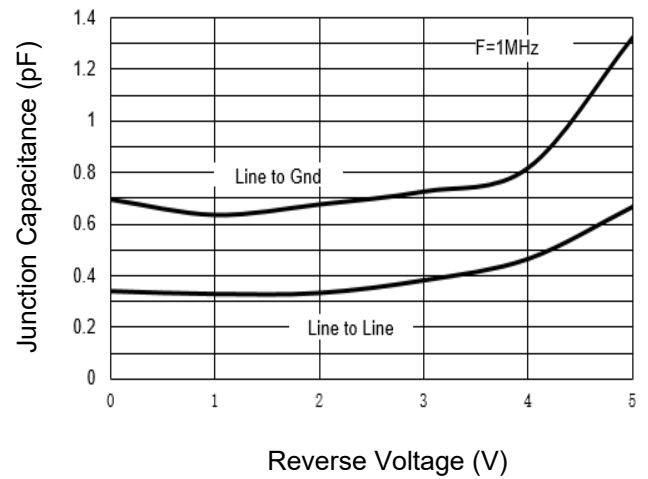
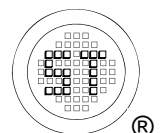
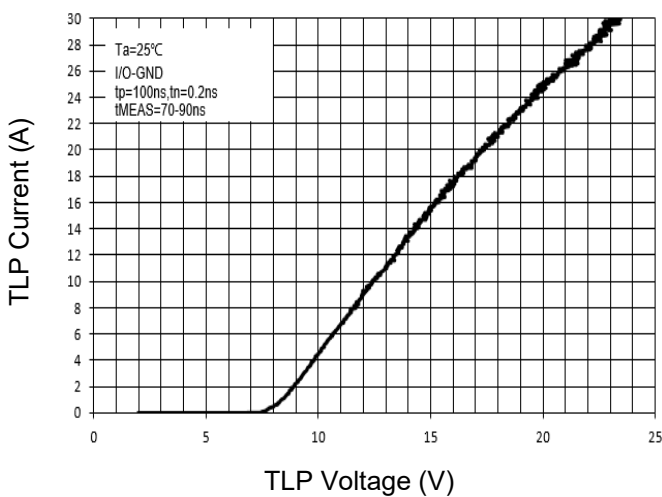


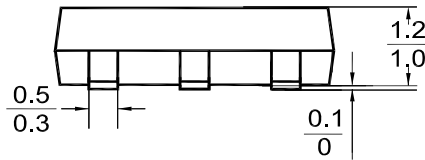
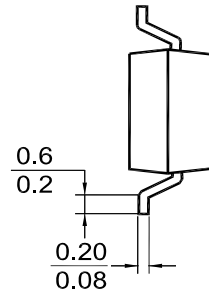
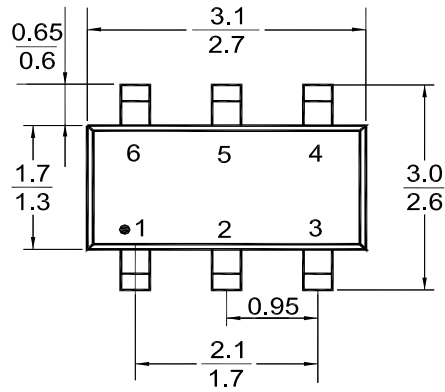
Fig 5 TLP Curve



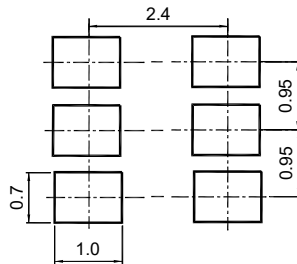
# ESDLC0544D

## Package Outline Dimensions (Units: mm)

SOT-26



## Recommended Soldering Footprint



## Packing information

Package	Tape Width (mm)	Pitch		Reel Size		Per Reel Packing Quantity
		mm	inch	mm	inch	
SOT-26	8	4 ± 0.1	0.157 ± 0.004	178	7	3,000

## Marking information

"E4" = Part No.  
 "YM" = Date Code Marking  
 "Y" = Year  
 "M" = Month  
 Font type: Arial

