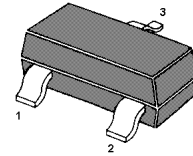
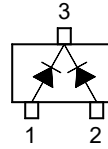


1SS184

Silicon Epitaxial Planar Switching Diode

Features

- Small package
- Low forward voltage
- Fast reverse recovery time
- Small total capacitance



Marking Code: **A4**
SOT-23 Plastic Package

Applications

- Ultra high speed switching application

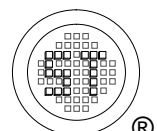
Absolute Maximum Ratings ($T_a = 25^\circ\text{C}$)

Parameter	Symbol	Value	Unit
Maximum Peak Reverse Voltage	V_{RM}	85	V
Reverse Voltage	V_R	80	V
Average Rectified Forward Current	$I_{F(AV)}$	100	mA
Maximum Peak Forward Current	I_{FM}	300	mA
Non-repetitive Peak Forward Surge Current (10 ms)	I_{FSM}	2	A
Power Dissipation	P_{tot}	350	mW
Junction Temperature	T_j	150	$^\circ\text{C}$
Storage Temperature Range	T_{stg}	- 55 to + 150	$^\circ\text{C}$

Thermal Characteristics

Parameter	Symbol	Max.	Unit
Thermal Resistance - Junction to Ambient ¹⁾	$R_{\theta JA}$	357	$^\circ\text{C/W}$

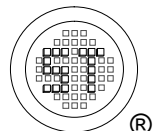
¹⁾ Device mounted on FR-4 substrate PC board, 2oz copper, with minimum recommended pad layout.



1SS184

Characteristics at $T_a = 25^\circ\text{C}$

Parameter	Symbol	Max.	Unit
Forward Voltage at $I_F = 100\text{ mA}$	V_F	1.2	V
Reverse Current at $V_R = 30\text{ V}$ at $V_R = 80\text{ V}$	I_R	0.1 0.5	μA
Total Capacitance at $V_R = 0\text{ V}$, $f = 1\text{ MHz}$	C_{tot}	3	pF
Reverse Recovery Time at $I_F = 10\text{ mA}$, $V_R = 6\text{ V}$, $I_{\text{rr}} = 0.1 \times I_R$, $R_L = 100\ \Omega$	t_{rr}	4	ns



Electrical Characteristics Curves

Fig 1. Power Derating Curve

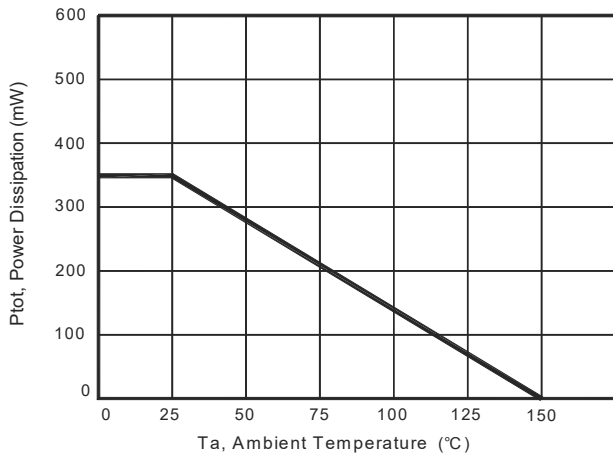


Fig 2. Total Capacitance vs. Reverse Voltage

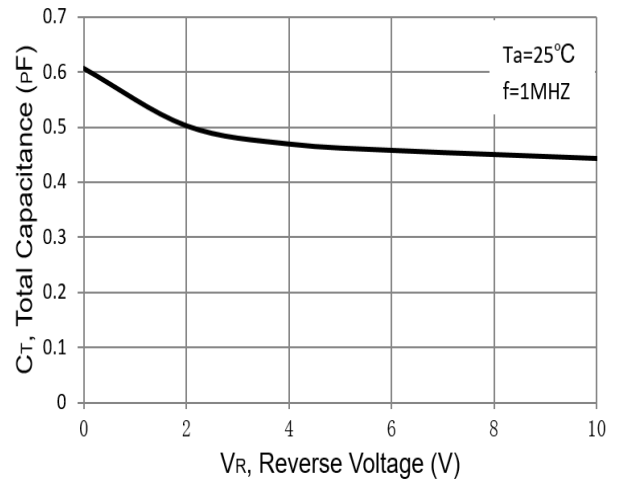


Fig 3. Reverse Current vs. Reverse Voltage

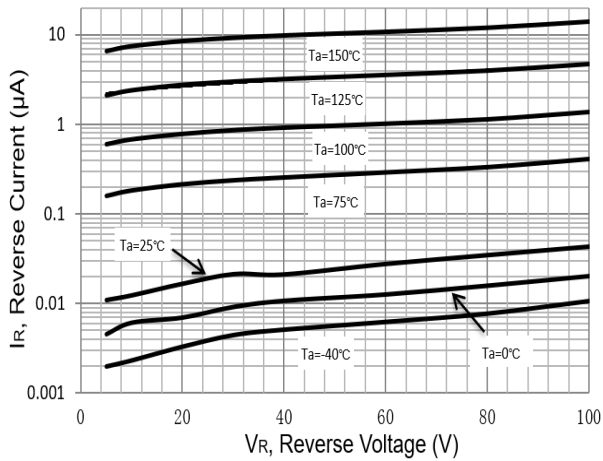
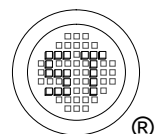
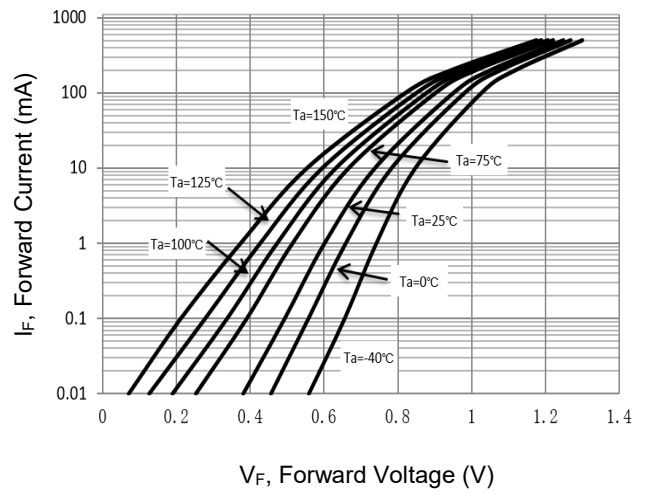


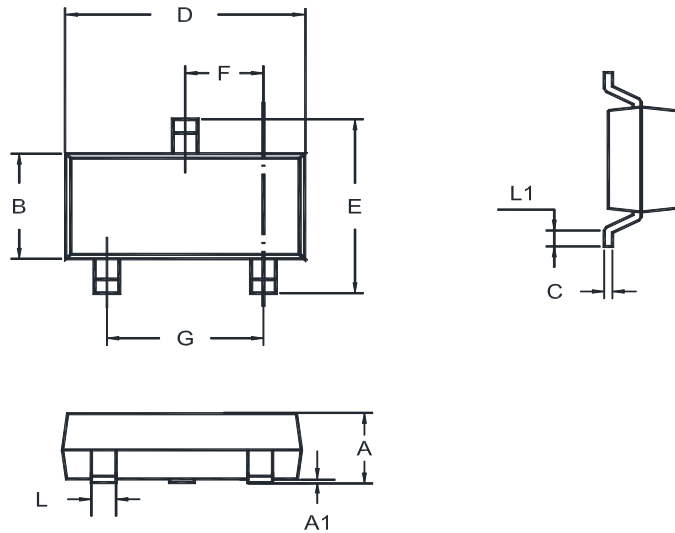
Fig 4. Forward Characteristics



1SS184

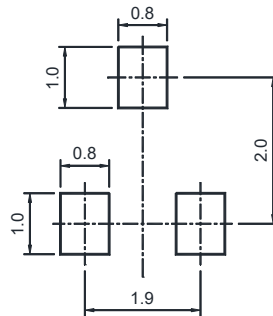
Package Outline (Dimensions in mm)

SOT-23



Unit	A	A1	B	C	D	E	F	G	L	L1
mm	1.20	0.100	1.40	0.19	3.04	2.6	1.02	2.04	0.51	0.2
	0.89	0.013	1.20	0.08	2.80	2.2	0.89	1.78	0.37	MIN

Recommended Soldering Footprint



Packing information

Package	Tape Width (mm)	Pitch		Reel Size		Per Reel Packing Quantity
		mm	inch	mm	inch	
SOT-23	8	4 ± 0.1	0.157 ± 0.004	178	7	3,000

Marking information

- "A4" = Part No.
- "YM" = Date Code Marking
- "Y" = Year
- "M" = Month
- Font type: Arial

